



WE WEIGH THE WORLD

PB-Link App

Profitability 2019 Profit Measurement

CAS



- Real-time weight and weight stability status display
- Battery level indicator
- Scale Zero and Tare Settings
- Barcode scanning using camera
- Provides field name and memo input field
- Supports weighing information barcode printer output
- Weighing information storage
- Weighing history inquiry (weighing date filter)
- Send weighing history inquiry result email
- Trend analysis through weighing history statistics and graphs



Specification

OS	Android (not available for iOS)
----	---------------------------------

Interlocking method	More than Bluetooth 4.0
---------------------	-------------------------

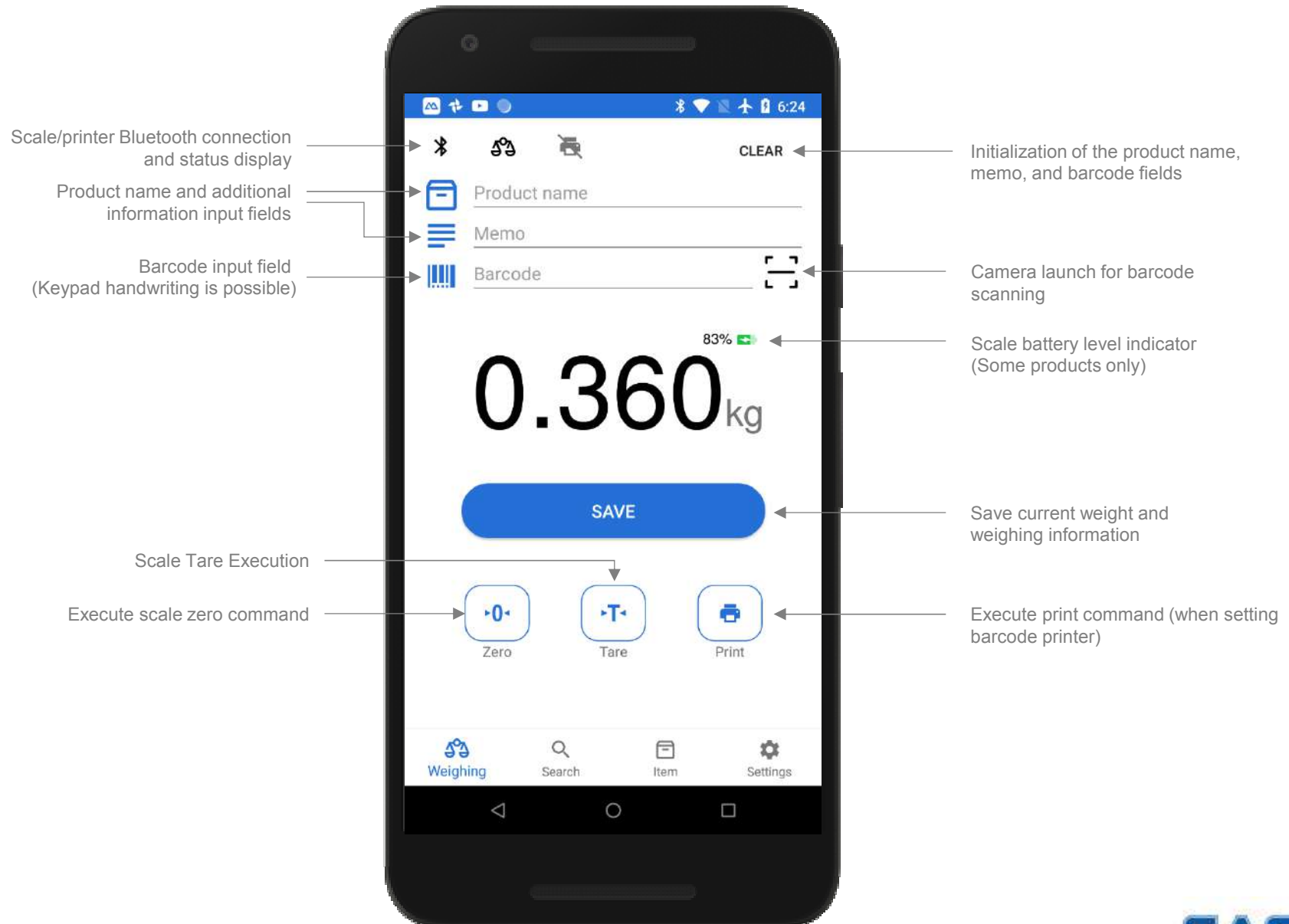
Scale	PB
-------	----

Barcode Printer	Bluetooth Printer
-----------------	-------------------



PB-Link App – Measuring screen

Profitability 2019
Profit Measurement





When weight is stable

The screenshot shows the PB-Link app interface when the weight is stable. At the top, there is a status bar with the time 6:24 and various icons. Below the status bar, there are three icons (Bluetooth, camera, and a trash can) and a 'CLEAR' button. The main area contains three input fields: 'Product name', 'Memo', and 'Barcode'. Below these fields, the weight '0.360 kg' is displayed in large black text, with '83%' and a green battery icon above it. A blue 'SAVE' button is positioned below the weight. At the bottom, there are three circular buttons labeled 'Zero', 'Tare', and 'Print'. The bottom navigation bar includes icons for 'Weighing', 'Search', 'Item', and 'Settings'.

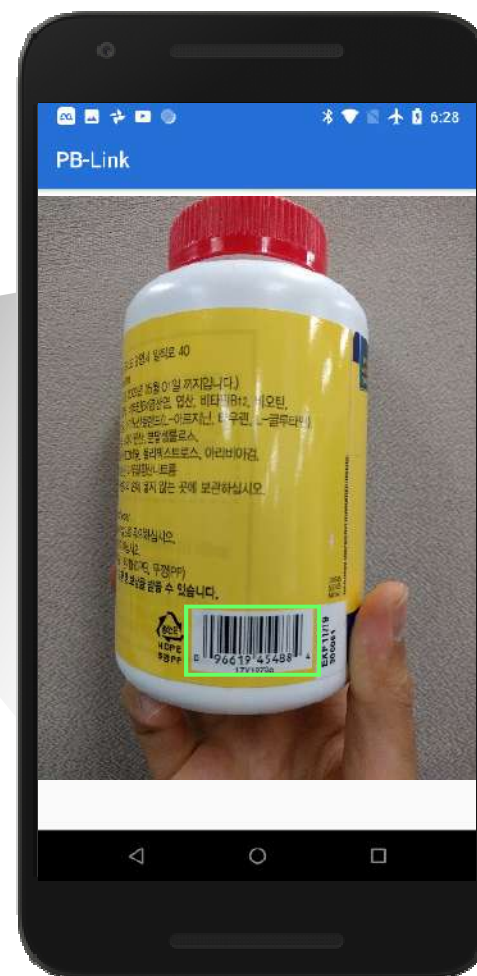
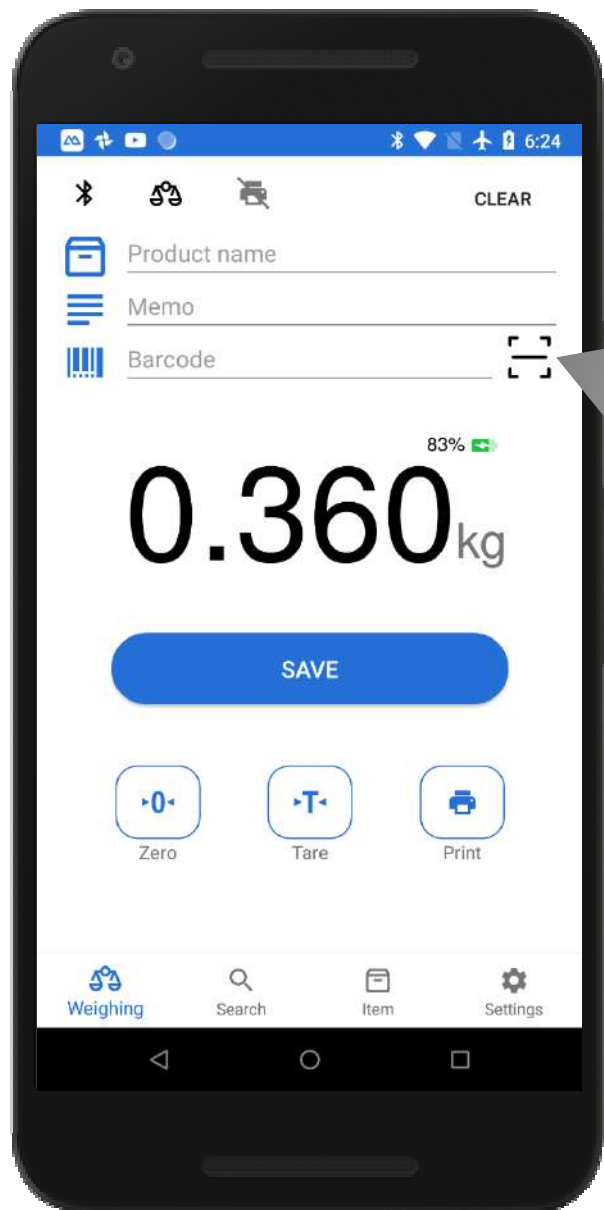
When weight is unstable

The screenshot shows the PB-Link app interface when the weight is unstable. The layout is identical to the stable state, but the weight '0.685 kg' is displayed in a lighter grey font. The status bar shows the time 6:52. The 'SAVE' button and navigation bar are also present.

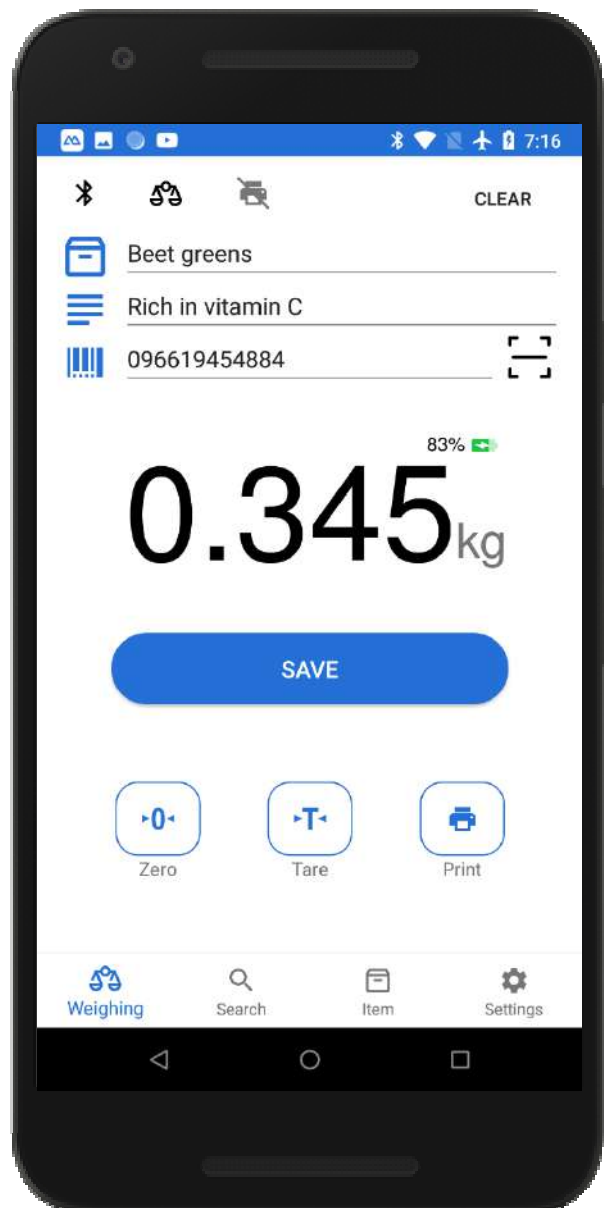


PB-Link App – Measuring screen (Barcode Scan)

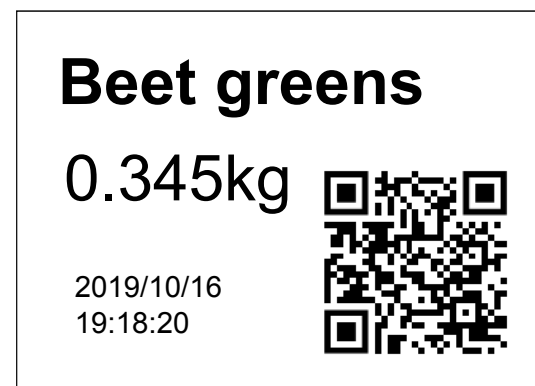
Profitability 2019
Profit Measurement



Supports 1D and 2D (QR, Data Matrix) barcode scanning



TSC Alpha-3RB
(Portable bluetooth printer)



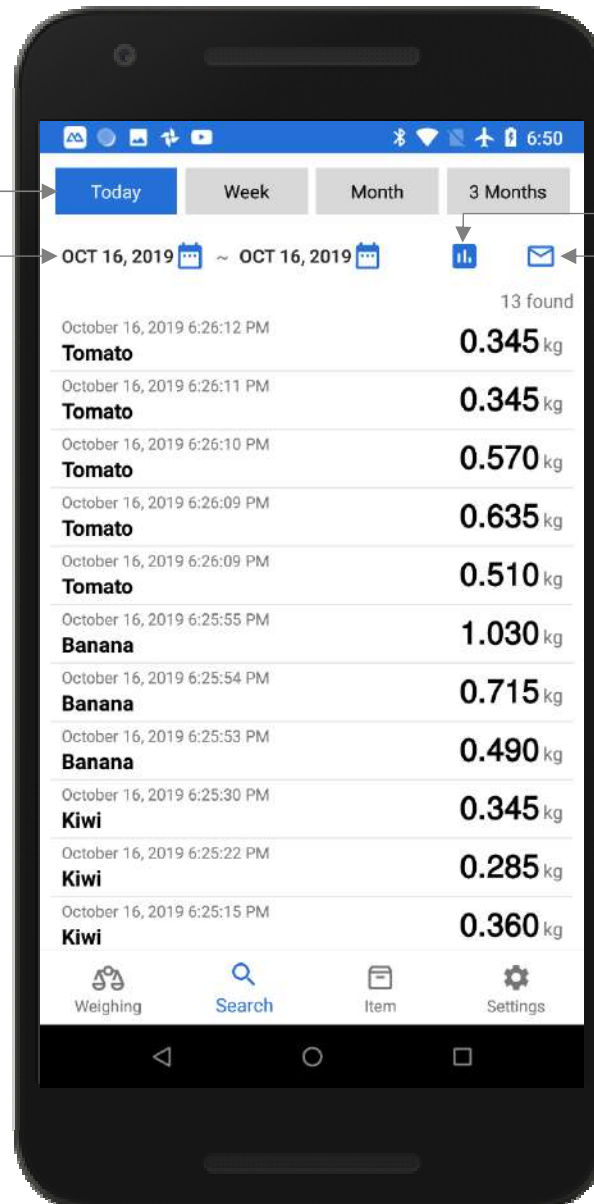
Label output example



PB-Link App – Weighing history screen

Profitability 2019
Profit Measurement

Display measurement history for a selected period
Select period directly



View trend and statistical information in a graph
Send inquiry history by email (stored in CSV format)



PB-Link App – Weighing History Statistics Screen

Profitability 2019
Profit Measurement

Total weight of the weighing history inquired

Minimum value, maximum value,
average value display

Displayed weighing period range

Number of weighing cases
in the weighing period





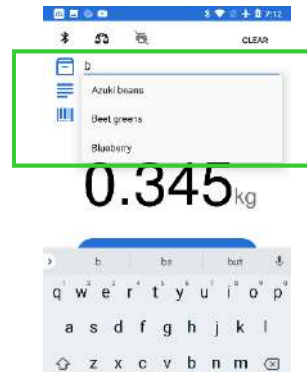
PB-Link App – Weighing method

Profitability 2019
Profit Measurement

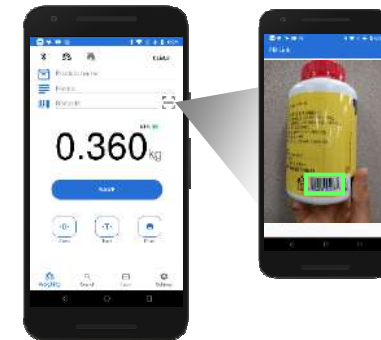
1 Check the app launch and scale pairing



2 Enter weighing information (if necessary)



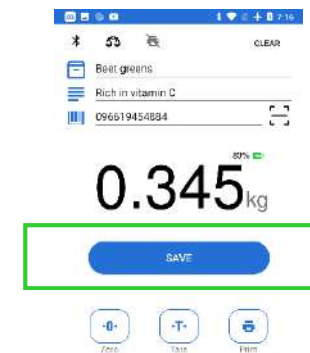
3 Barcode scanning (if required)



5 Label printing and weighing complete (When label output option is set when saving)



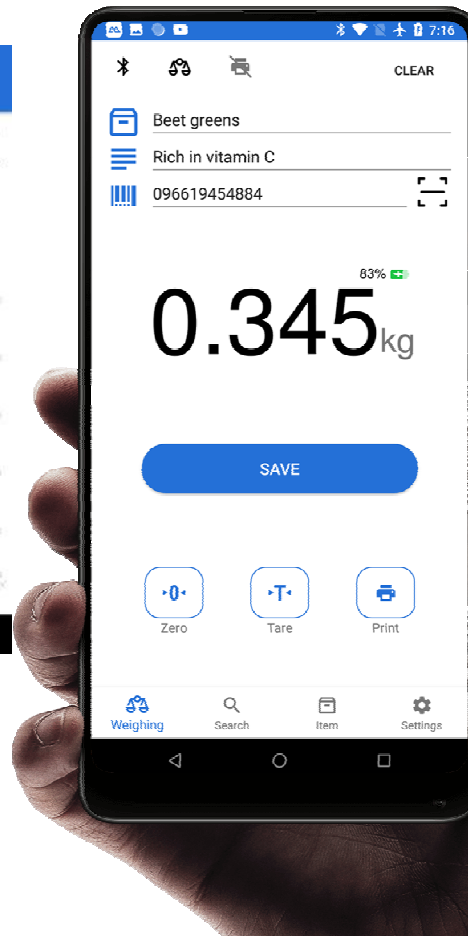
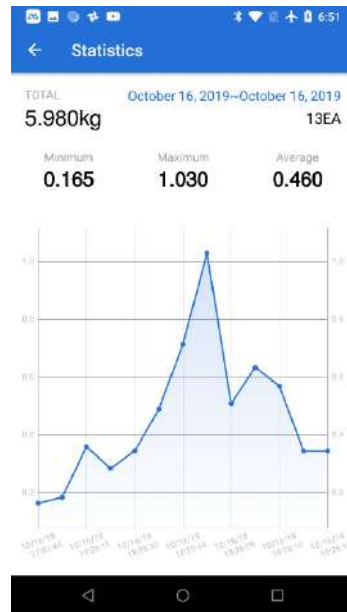
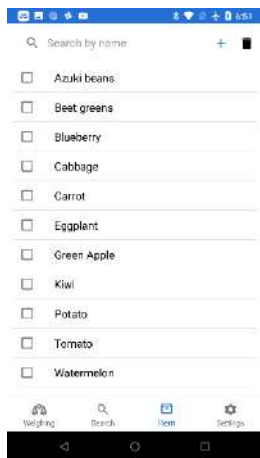
4 After checking the weight, touch the save button



WE WEIGH THE WORLD™ CAS



Testing



Today Week Month 3 Months

OCT 16, 2019 - OCT 16, 2019

13 found

October 16, 2019 6:26:12 PM	0.345 kg
October 16, 2019 6:26:11 PM	0.345 kg
October 16, 2019 6:26:10 PM	0.570 kg
October 16, 2019 6:26:09 PM	0.635 kg
October 16, 2019 6:26:09 PM	0.510 kg
October 16, 2019 6:25:55 PM	1.030 kg
October 16, 2019 6:25:54 PM	0.715 kg
October 16, 2019 6:25:53 PM	0.490 kg
October 16, 2019 6:25:30 PM	0.345 kg
October 16, 2019 6:25:22 PM	0.285 kg
October 16, 2019 6:25:15 PM	0.360 kg

Buttons: Search, Item, Settings

